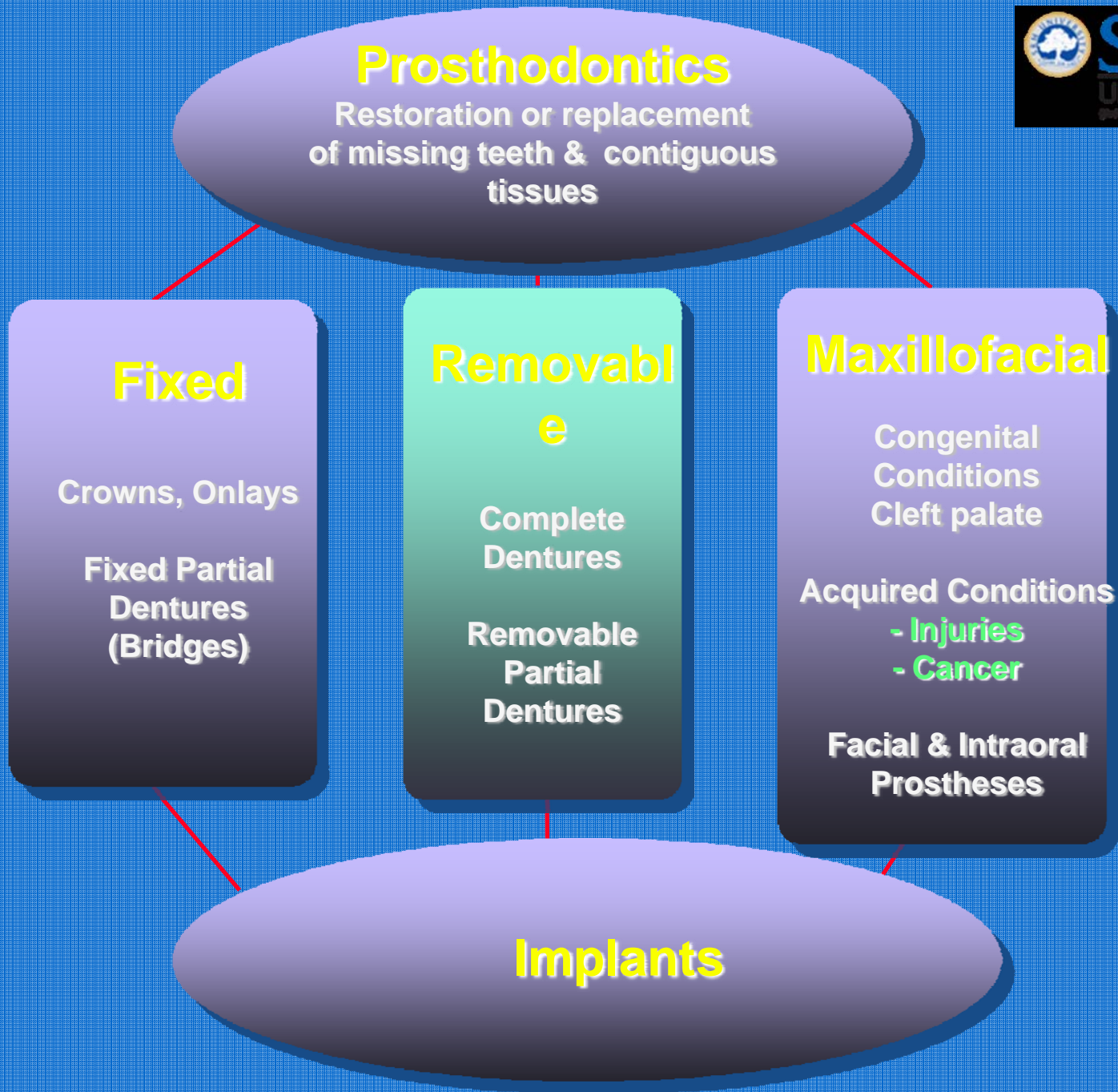
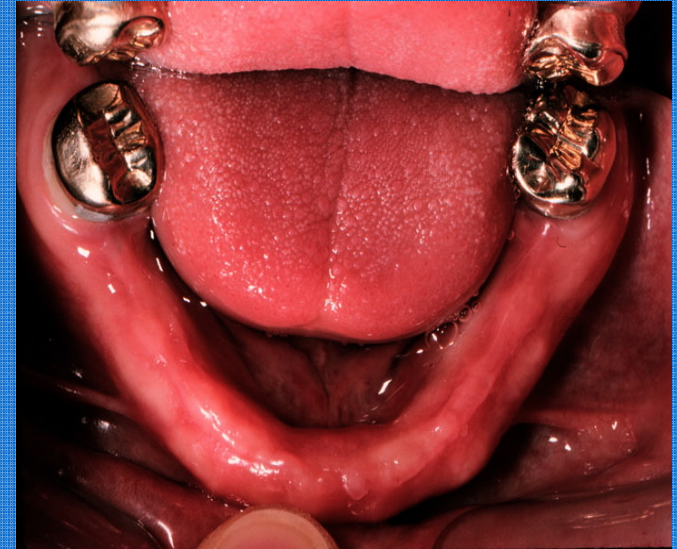


Introduction & Components of Removable Partial Dentures

Department of Prosthodontics &
Implantology, SRM KDC&H



Partial edentulism



Treatment Options in *Partial Edentulism*

- No Replacement
- Fixed Partial Denture (FPD)
- Removable Partial Denture (RPD)
- Implant crowns/FPD
- Extractions & Complete Denture

Treatment Option: No Replacement

- Patients can function with as few as 20 occluding teeth
- No significant difference in
 - chewing
 - discomfort



Treatment Options

Partial Dentures

- Prosthesis replacing one or more, but not all teeth
- Supported by teeth (abutments) and/or mucosa
- May be fixed or removable

Fixed Partial Denture (FPD)



Removable Partial Denture (RPD)



Treatment Option: FPD

- Patients prefer to RPD
- Porcelain ± Metal
- Cemented
- Need tooth (abutment) at either end



Treatment Option: **FPD**



Treatment Option: **FPD**



Treatment Option: FPD



- Must prepare (grind down abutments)
- If too long, flexes, loosens or breaks
- more expensive
- If too long, flexes, loosens or breaks

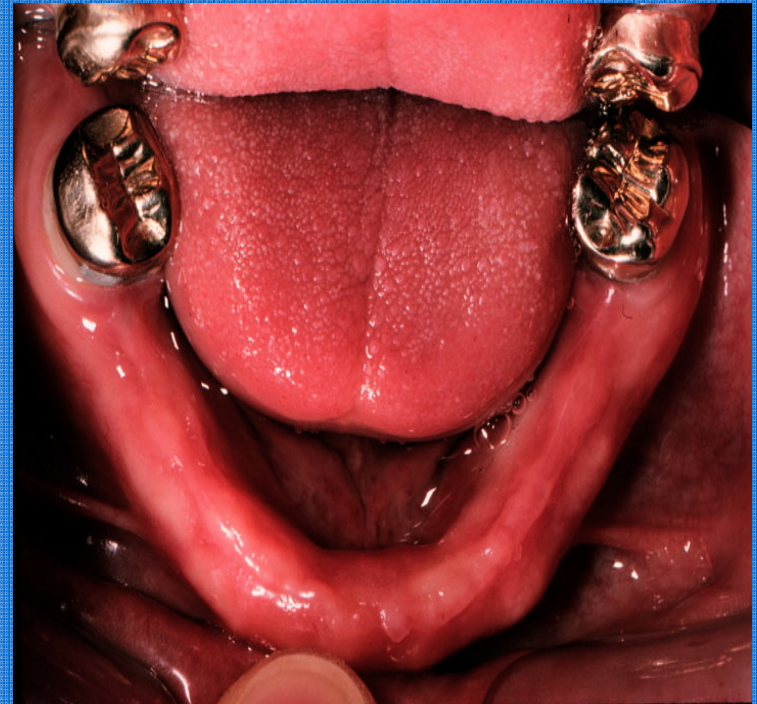
Treatment Option: RPD

- Can be removed & replaced by patient
- Less expensive



Indications for RPD

- Edentulous area too long for fixed prosthesis
- Longer than 4 units is more complex



Indications for RPD

No posterior abutment
for a fixed prosthesis



Other Indications for RPD

- Need for immediate replacement of extracted teeth
- Cost/patient desire considerations
- Cross-arch stabilization of teeth needed

Treatment Option: Complete Dentures

Remaining teeth are
hopeless

Other options are too
complex/expensive

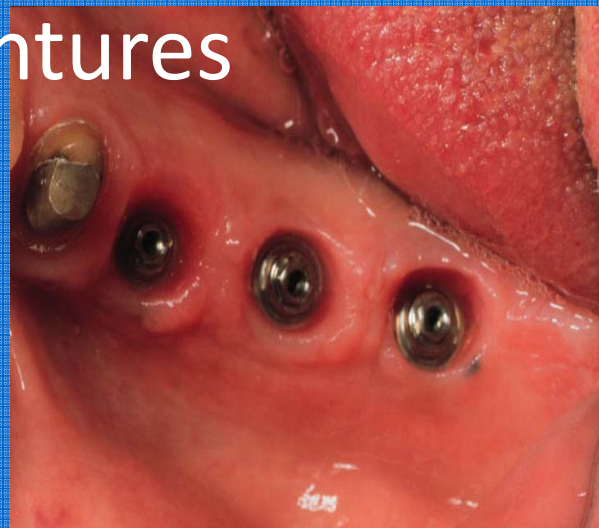


Treatment Option: Implant Prostheses

Implant Crowns

Implant Bridges

Implant Dentures



Types of RPDs

Definitive- Cast partial denture



Interim- Acrylic partial denture

Interim Denture



Transitional Denture

- Prosthesis to which teeth will be added
- Replaced after post-extraction tissue changes
- Made with intention of subsequently altering it



Components of RPD

Major connector

Minor connector

Direct retainers

Indirect retainers

Rests

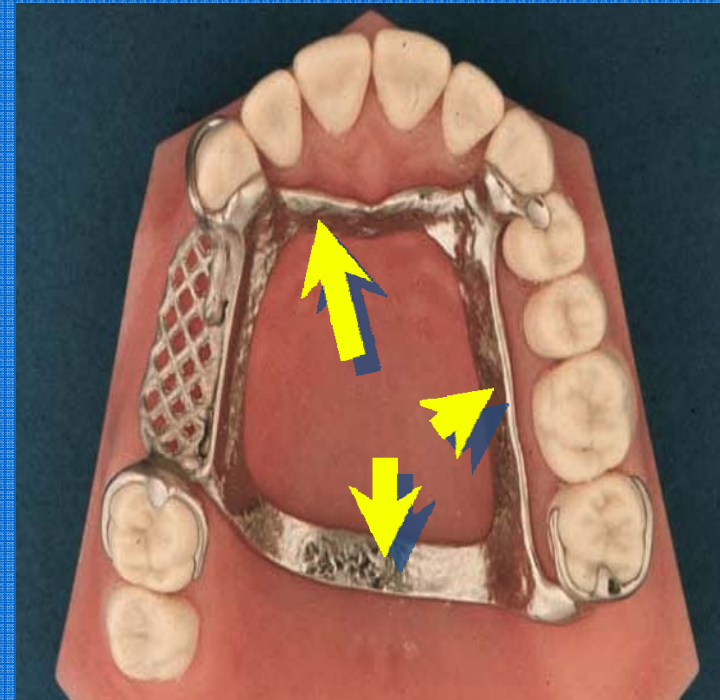
Denture base

Artificial teeth

Components of an RPD

Major Connector

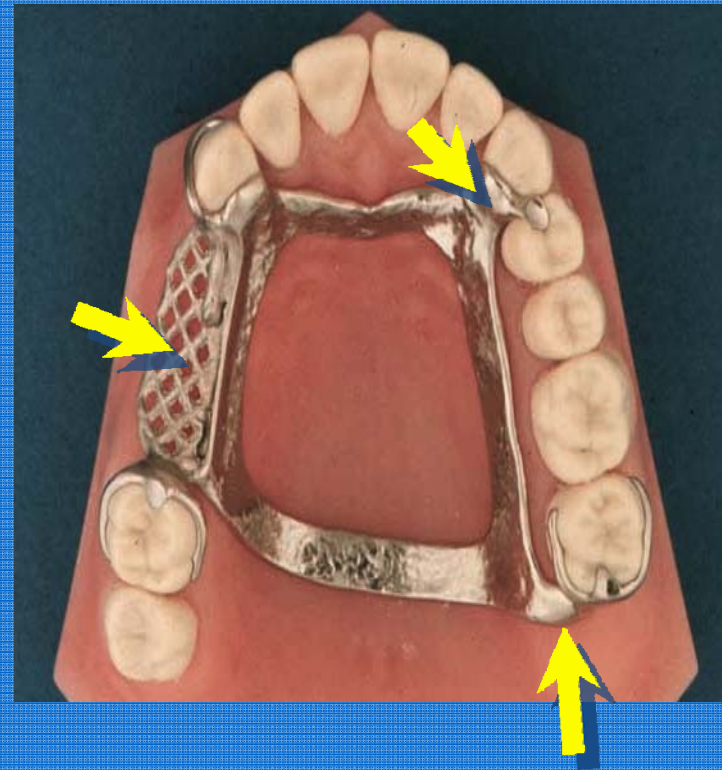
- Connects parts together
- Principal functions:
 - Unification
 - Rigidity



Components of a RPD

• Minor Connector

- Connects other components to the major connector
- Principle functions:
 - Unification
 - Rigidity



Components of an RPD

- Direct Retainer
 - Provides retention against dislodging forces.



Components of an RPD

Direct Retainer

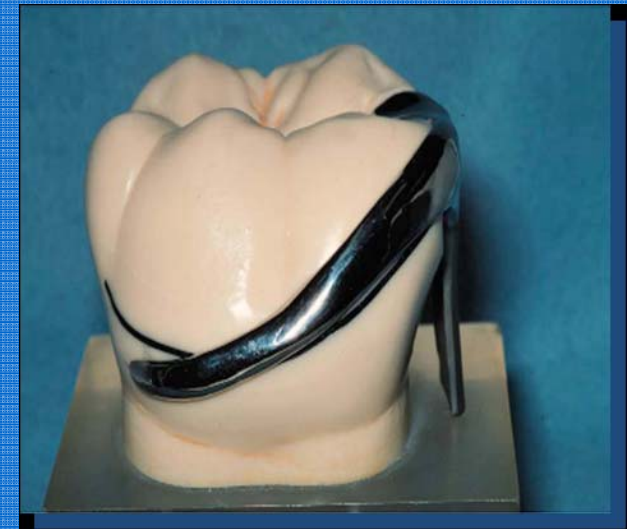
'Clasp' or 'clasp unit'
composed of:

Rest

Retentive arm

Reciprocal arm

Minor connector



Components of an RPD

- Denture Base
 - Covers the residual ridges
 - Supports the denture teeth



Components of an RPD

- Artificial teeth
- Replaces missing teeth

